


SWADESHI POLYTEX LIMITED

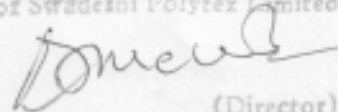
Regd. Office: Kavi Nagar, Industrial Area, Ghaziabad - 201002, Uttar Pradesh

Audited Financial Results for the Year ended 31st March 2014
Part - I

Statement of Standalone Unaudited/Audited results for the Year Ended 31st March 2014

Particulars	Amount In Lacs				
	3 months ended (31/03/2014)	Preceding 3 months ended (31/12/2013)	Corresponding 3 months ended (31/03/2013)	Current year ended (31/03/2014)	Previous year ended (31/03/2013)
	Unaudited	Unaudited	Unaudited	Audited	Audited
1. Income from Operations					
(a) Net sales/Income from operations (Net of Excise duty)	236.71	44.99	1,418.51	649.76	1,418.51
(b) Other Operating Income	-	-	-	-	-
Total income from Operations (net)	236.71	44.99	1,418.51	649.76	1,418.51
2. Expenses					
(a) Cost of Traded Goods	-	-	25.31	-	25.31
(b) Cost of Development	9.14	3.52	-34.61	-	57.45
(c) Changes in inventories of finished goods, work-in progress and stock-in-trade	2.21	-1.78	90.67	38.97	-1.39
(d) Employee benefit expense	-	-	-	-	-
(e) Depreciation and amortisation expense	0.20	0.19	0.11	0.64	0.38
(f) Legal & professional expense	29.12	26.21	19.91	87.03	72.81
(g) Other expenses	24.65	30.22	14.76	111.25	83.09
Total Expenses	65.32	58.36	116.14	237.89	237.64
3. Profit/(Loss) from operations before other income, finance costs and exceptional items (1-2)	171.39	-13.37	1,302.37	411.87	1,180.87
4. Other income	8.82	33.06	0.71	83.96	10.95
5. Profit/(Loss) from operations before other income, finance costs and exceptional items (3+4)	180.21	19.69	1,303.08	495.83	1,191.82
6. Finance Costs	-334.88	240.38	1,067.57	346.16	1,209.08
7. Profit/(Loss) from ordinary activities after finance costs but before exceptional items (5+6)	515.09	-220.49	235.51	149.67	-17.26
8. Exceptional Items	-	-	-	-	-
9. Profit/(Loss) from ordinary activities before tax (7+8)	515.09	-220.49	235.51	149.67	-17.26
10. Tax expense					
- Current Tax	-	-	-	-	-
- Tax adjustment for earlier years	-	-	-	-	-
- Deferred Tax	-171.67	-	-152.54	-171.67	-152.54
11. Net Profit/(Loss) from ordinary activities after tax (9-10)	686.76	-220.49	388.05	321.34	135.28
12. Extraordinary items (net of tax)	-	-	-	-	-
13. Net Profit / (Loss) for the period (11+12)	686.76	-220.49	388.05	321.34	135.28
14. Paid Up equity share capital (Face value Rs 10/- each)	390.00	390.00	390.00	390.00	390.00
15. Reserve excluding Revaluation Reserves as per balancesheet of previous accounting year	-	-	-	-5,005.15	-5,326.49
16. Earnings per share (before extra ordinary items)					
(a) Basic & Diluted	17.61	-5.65	9.95	8.24	3.47
17. Earnings per share (after extra ordinary items)					
(a) Basic & Diluted	17.61	-5.65	9.95	8.24	3.47

For Swadeshi Polytex Limited

(Director)

For Swadeshi Polytex Limited

(Director)

Part - II

A. PARTICULARS OF SHAREHOLDINGS					
1. Public shareholdings					
• Number of shares	1510071	1600900	1676050	1510071	1676050
• Percentage of shareholding	38.72	41.05	43	38.72	43
2. Promoters and Promoter Group Shareholding					
a) Pledged/Encumbered					
- Number of Shares	NIL	NIL	NIL	NIL	NIL
- Percentage of shares (as a % of the total shareholding of promoter and promoter group)	NIL	NIL	NIL	NIL	NIL
- Percentage of shares (as a % of the total share capital of the company)	NIL	NIL	NIL	NIL	NIL
b) Non-Encumbered					
- Number of Shares	2389929	2299100	2223950	2389929	2223950
- Percentage of shares (as a % of the total shareholding of promoter and promoter group)	100	100	100	100	100
- Percentage of shares (as a % of the total share capital of the company)	61.28	58.95	57	61.28	57

Particulars	3 months ended (31/03/2014)
B. INVESTOR COMPLAINTS	
Pending at the beginning of the quarter	Nil
Received during the quarter	Nil
Disposed of during the quarter	Nil
Remaining unresolved at the end of the quarter	Nil


Notes:

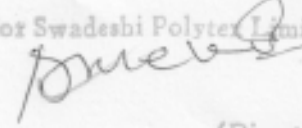
- The above results have been reviewed by the Audit Committee and approved by the Board of Directors at their respective meetings held on 29th April 2014 each. Auditors have carried out the audit of the same.
- The figures of the Previous year/quarter have been regrouped/rearranged to be in confirmatory with the revised schedule VI to the Companies Act, 1956.

Statement of Standalone Audited

Segment Reporting for quarter/ Year Ended 31st March 2014


Particulars	Amount in Lacs				
	3 months ended (31/03/2014)	Preceding 3 months ended (31/12/2013)	Corresponding 3 months ended (31/03/2013)	Current year ended (31/03/2014)	Previous year ended (31/03/2013)
Segment Revenue					
Real Estate	236.71	-	1,392.12	649.76	1,392.12
Trading	-	-	26.39	-	26.39
Discontinuing Operations	-	-	-	-	-
Total	236.71	-	1,418.51	649.76	1,418.51
Less: Inter Segment revenue	-	-	-	-	-
Net Sales/Income from Operations	236.71	-	1,418.51	649.76	1,418.51
Segment Results Profit/(Loss) before tax and interest from each segment					
Real Estate	225.36	-	1,336.37	610.79	1,336.07
Trading	-	-	1.08	-	1.08
Discontinuing Operations	-	-	-	-	-
Total	225.36	-	1,337.45	610.79	1,337.15
Less:					
Finance Cost	-334.88	240.18	1,067.57	346.16	1,209.08
Other unallocable expenditure (including exceptional items)	53.97	56.62	34.78	198.92	156.28
Add:					
Other unallocable income (including exceptional items)	8.82	33.06	14.71	-	10.95
Total Profit/(Loss) before Tax	515.09	-263.74	249.81	65.71	-17.26
Capital Employed (Segment Assets less Segment Liabilities)					

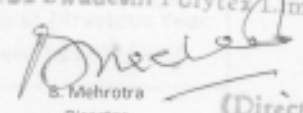
For Swadeshi Polytex Limited

 (Director)

For Swadeshi Polytex Limited

 (Director)

Real Estate	-262.67	187.57	1,642.30	-262.67	1,642.30
Trading	-	-	26.39	-	26.39
Discontinuing Operations	97.67	97.67	266.07	97.67	266.07
Total Capital Employed in segments	-165.00	285.24	1,934.76	-165.00	1,934.76
Add: unallocable corporate assets less liabilities	-5,468.77	-7,970.98	-7,718.21	-5,468.77	-7,718.21
Total Capital Employed in the company	-5,633.77	-7,685.73	-5,783.45	-5,633.77	-5,783.45

Place: New Delhi
Date: 29.04.2014

For Swadeshi Polytex Limited

C. Valsar
Director
(DIN No. 03440470)

For Swadeshi Polytex Limited

S. Mehrotra
Director
(DIN No. 03279399)

Share Capital					
Equity Share Capital					
Preference Share Capital					
Reserves					
Profit Reserve					
General Reserve					
Other Reserves					
Liabilities					
Current Liabilities					
Trade Payables					
Other Payables					
Provisions					
Long Term Liabilities					
Long Term Debt					
Other Long Term Liabilities					
Total					





SWADESHI POLYTEX LIMITED

Regd. Office: Kavi Nagar, Industrial Area, Ghaziabad - 201002, Uttar Pradesh

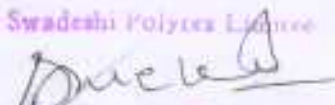
Standalone Statement of Assets & Liabilities

Particulars	As at (Current Year end) 31/03/2014	As at (Previous Year end) 31/03/2013
A EQUITIES & LIABILITIES		
1. Shareholders' funds		
(a) Share Capital	390.00	390.00
(b) Reserves & surplus	-4,998.92	-5,320.26
(c) Money received against Share warrants	-	-
Sub-total- Shareholders' funds	-4,608.92	-4,930.26
2. Share application money pending allotment	-	-
3. Non-current liabilities		
(a) Long term borrowings	-	-
(b) Deferred tax liabilities (net)	-	-
(c) Other long-term liabilities	256.37	267.51
(d) Long-term provisions	32.00	32.00
Sub-total-Non-current liabilities	288.37	299.51
4. Current Liabilities		
(a) Short-term borrowings	5,080.62	6,100.97
(b) Trade Payables	29.21	142.44
(c) Other current liabilities	1,495.22	1,392.80
(d) Short-term provisions	-	-
Sub-total-Current liabilities	6,605.05	7,636.21
TOTAL- EQUITY AND LIABILITIES	2,284.50	3,005.45
B ASSETS		
1. Non-current assets		
(a) Fixed assets	13.93	13.59
(b) Non-current investments	-	-
(c) Deferred tax assets (net)	1,024.85	853.18
(d) Long-term loans and advances	150.29	88.90
(f) Other non-current assets	-	-
Sub-total-Non-current assets	1,189.07	955.67
2. Current assets		
(a) Current investments	-	-
(b) Inventories	658.51	697.47
(c) Trade receivables	92.54	1,286.01
(d) Cash and cash equivalents	340.81	63.00
(e) Short term loans and advances	1.02	0.23
(f) Other current assets	2.56	3.07
Sub-total-Current assets	1,095.43	2,049.78
TOTAL- ASSETS	2,284.50	3,005.45

For Swadeshi Polytex Limited


(Director)

For Swadeshi Polytex Limited


(Director)